



*Up-to-date Questions and Answers from authentic resources to improve knowledge and pass the exam at very first attempt. ----- Guaranteed.*



APD01 Dumps  
APD01 Braindumps  
APD01 Real Questions  
APD01 Practice Test  
APD01 Actual Questions



**Blue-Prism**

# APD01

*Blue Prism Professional Developer*



### Question: 43

While trying to read a table in a browser based application into a collection an error message appears and the table cannot be read directly into the collection. This happens when using either AA or HTML mode. Which of the following would be the most appropriate workaround?

- A. Spy one cell in the table using HTML mode and make the Path attribute dynamic. Use this dynamic element to read the required cells one by one into a collection.**
- B. Use Surface Automation techniques such as OCR to read the table**
- C. Set the HKEY CURRENT USERSoftwareMicrosoftInternet ExplorerMainTabProcGrowth Registry key to 2**
- D. Use the Read HTML action in conjunction with regular expressions to read the table.**

Answer: B

#### Explanation:

*For this you have to use surface automation techniques.*

*Use Region mode and draw a region which is of width and height of one record and read using Read Text with OCR (Loop this activity by increasing X and Y co-ordinates by the required pixels to read line-by-line until it reaches end of the table).*

*Reference: <https://www.rpaforum.net/threads/reading-text-inside-image.1571/>*

### Question: 44

A Process is fed cases to work from a spreadsheet held in a shared drive. The location of the shared drive is different between Development and Production environments. How should this be managed?

- A. During the build and test phase, hold the ‘Development’ path to the spreadsheet in a data item within a Process. When the Process is imported into Production it will be opened and the data item will be amended to hold the ‘Production’ path.**
- B. During the build and test phase, hold the ‘Development’ path to the spreadsheet in a data item within a Process. Expose this data item as a Session Variable. When the Process is run in Production, this Session Variable value can be set in Control Room**
- C. Hold the Path to the spreadsheet as an Environment Variable**
- D. Pass the Path as a Startup Parameter when the process starts**

Answer: B

### Question: 45

While automating a process involving a browser based application a popup window from the browser application appears that you need to work with. When you try to spy the popup window and its elements, Blue Prism throws the following error: "There was an error during the spying operation." Which of the following would be the most appropriate workaround?

- A. Set the HKEY CURRENT USERSoftwareMicrosoftInternet ExplorerMainTabProcGrowth Registry key to 2**
- B. Change the scope of the process so that the popup window does not need to be automated**
- C. Create a new separate object that attaches to the running instance of the popup and attempt to spy elements with this object instead.**
- D. Use Surface Automation techniques to interface with the popup**

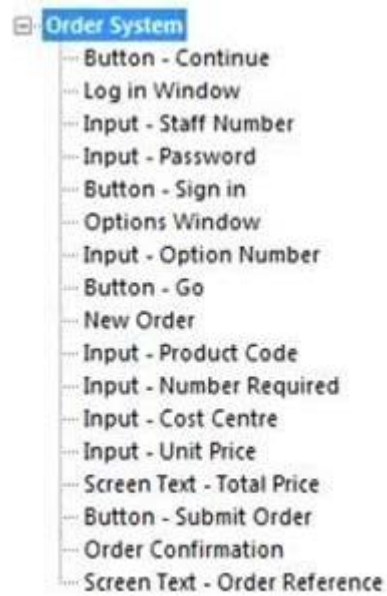
Answer: D

*Reference: <https://subscription.packtpub.com/book/business/9781789610444/6/ch06lvl1sec53/surface-automation-with-region-mode>*


### Question: 46

Which of the following Application Models follow Blue Prism Best Practice:

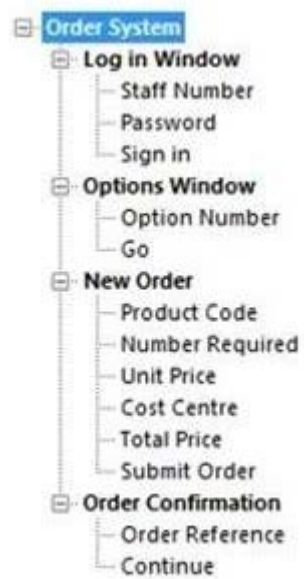
**A.**



B.



C.



D.

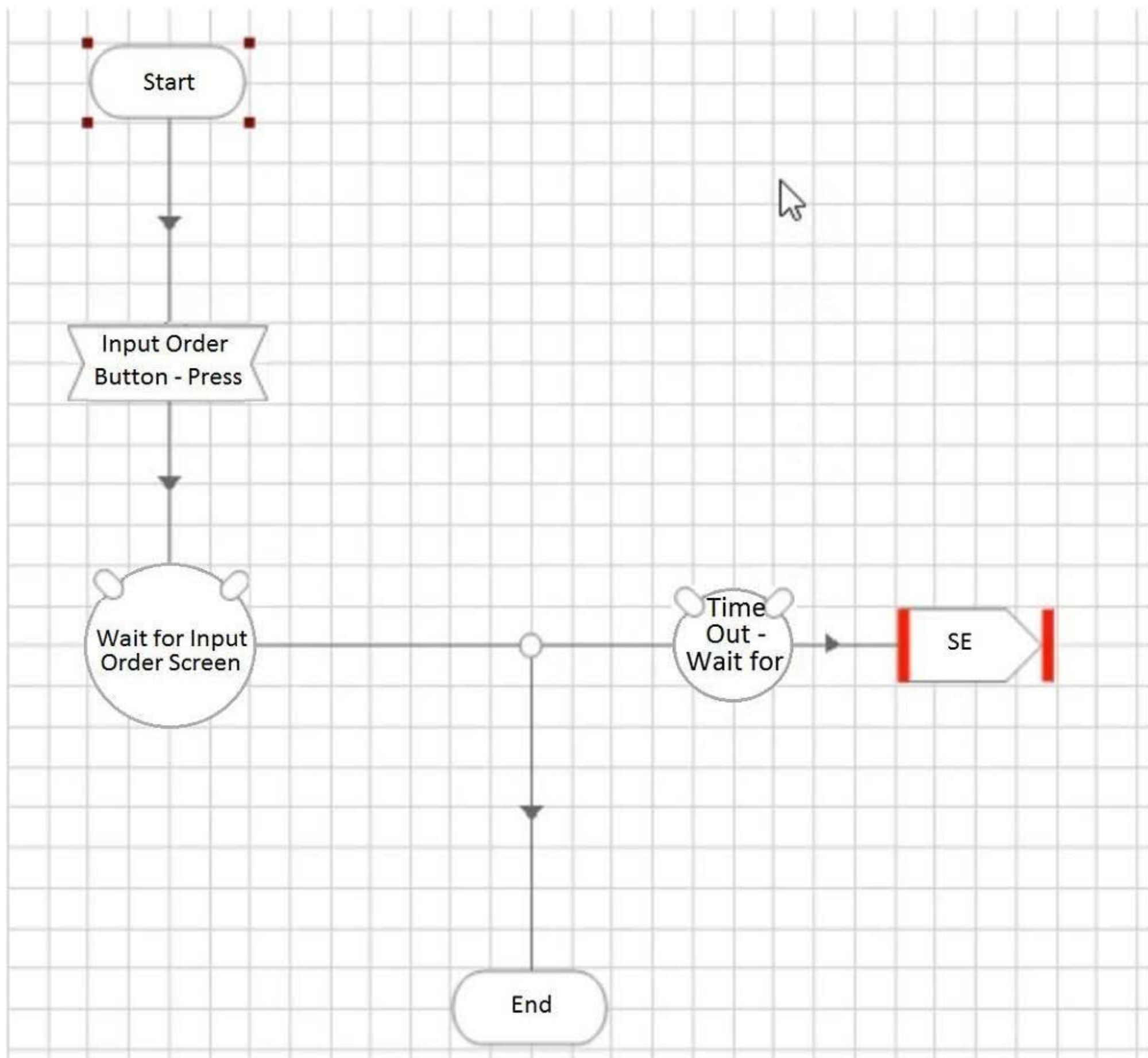


Answer: C

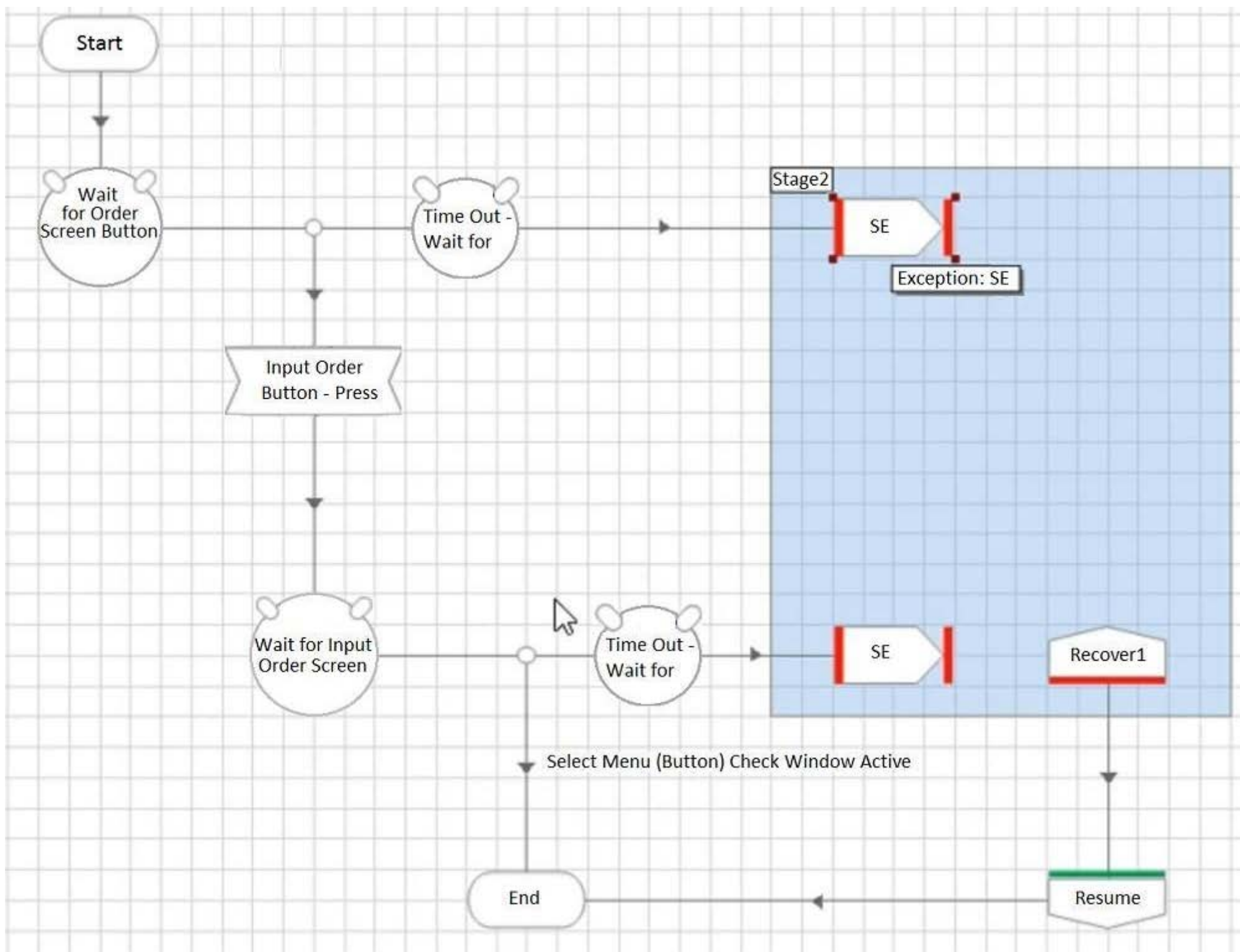
### Question: 47

Which of the following four configurations depicts the best approach for an Action that has been built to select a button to navigate to an Input Order screen?

**A.**

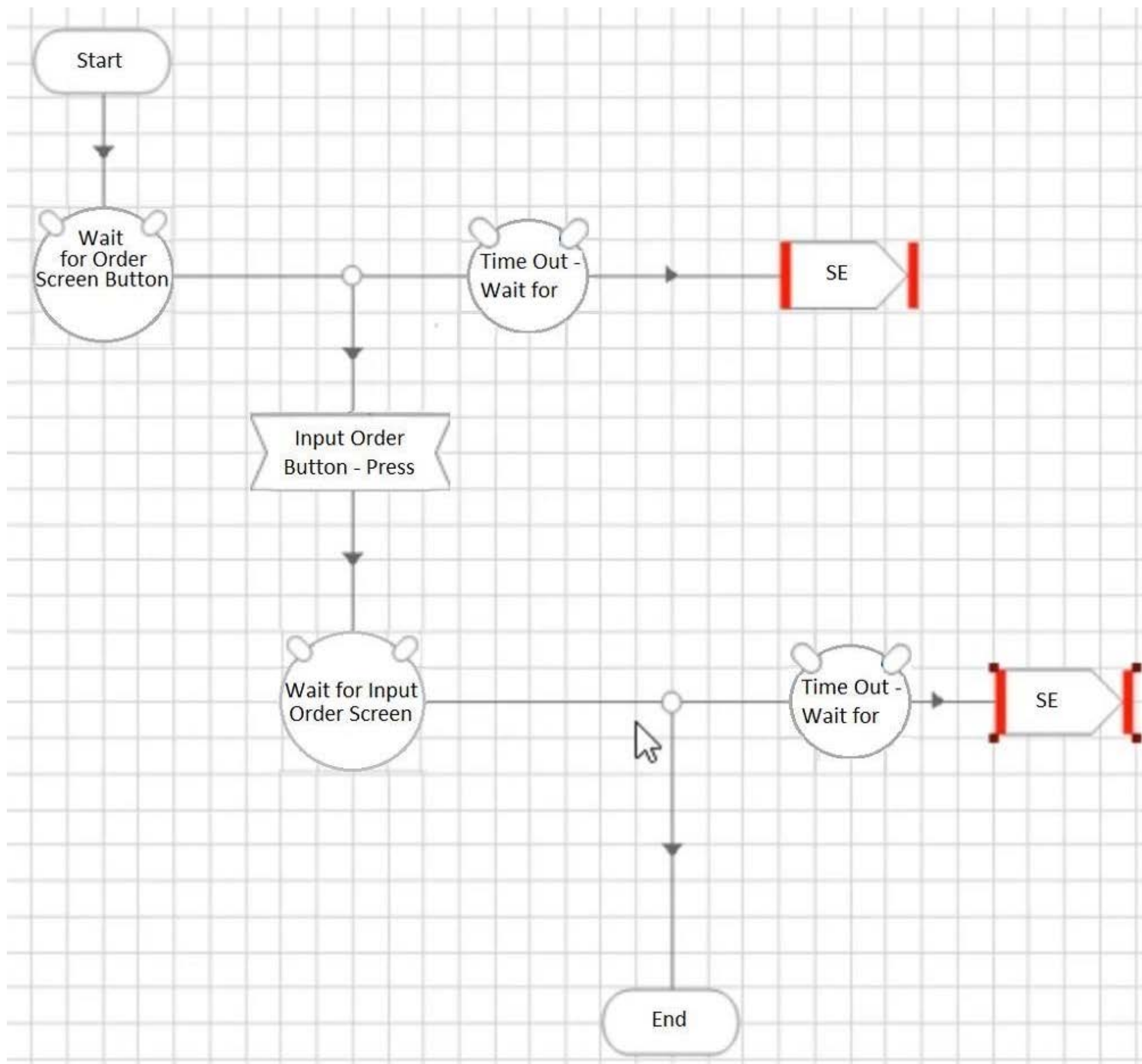


B.

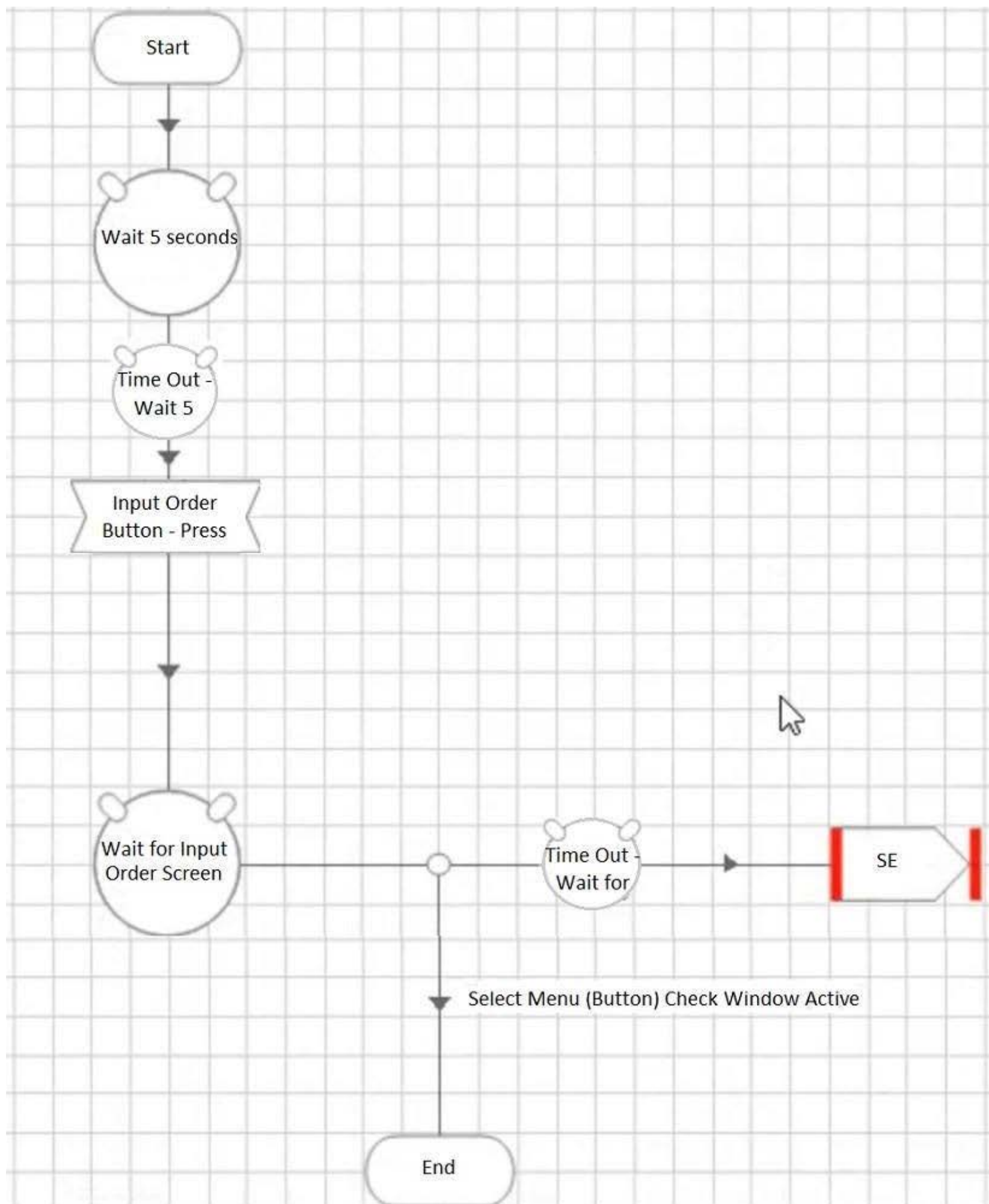


C.





D.



E.




NATIONAL BANK PLC

HOMERESUMELINKSALBUMSREGISTER

Branch Platform

HOME | LOGOUT



Proposal Entry Form

ISA Proposal Suite - Entry Form

Customer Number:

Customer Name:

Product Selection

Initial Deposit Required

☐

Submit Proposal

Answer: A

Question: 48

A Process Definition Document, for a new process to open ISA accounts, specifies that the value "2008 Cash ISA" is to be entered into the Product Selection field of the following screen:  
The Product Selection field is a drop down menu with the following options available:

2008 Cash ISA

2008 Eastern Funds ISA

2008 Gold Star ISA

2008 Sheltered ISA

2008 Gilt Bond ISA

According to Best Practice, which of the following design options are correct for populating the Product Selection field with the value 2008 Cash ISA:  
**A. The Product Selection value should be hard coded as 2008 Cash ISA in the stage that will populate the field.**  
**B. A text data item, with an initial value of 2008 Cash ISA should be configured. This data item should be used as the input value to the stage that will populate the Product Selection field.**  
**C. An input parameter should be configured in the start stage allowing the calling process to determine what value to be populated into the Product Selection number field****D. All of the above**

Answer: C

Question: 49

The following screen displays order details in a client’s order system application. An order is entered into the Order number field and the details for that order are displayed. There is a requirement to read the Product code value from the resulting display. The Product code will vary between orders.



The Product Code label has been successfully spied and the following attributes have been returned:

Element Details			
Name	Label - Product Code		
Description			
Element Type	Label	Data Type	Text
Attributes			
Notes			
Name	Mat...	Match Type	Value
Window Text	<input checked="" type="checkbox"/>	= (Equal)	Product code
Visible	<input checked="" type="checkbox"/>	= (Equal)	True
Screen Visible	<input checked="" type="checkbox"/>	= (Equal)	True
Enabled	<input checked="" type="checkbox"/>	= (Equal)	True
Class Name	<input checked="" type="checkbox"/>	= (Equal)	WindowsForms10...
Y	<input type="checkbox"/>	= (Equal)	89
X	<input type="checkbox"/>	= (Equal)	12
Width	<input type="checkbox"/>	= (Equal)	72
Type Name	<input type="checkbox"/>	= (Equal)	
Screen Bounds	<input type="checkbox"/>	= (Equal)	RECT:215,314,327,2...
Parent Y	<input type="checkbox"/>	= (Equal)	200
Parent X	<input type="checkbox"/>	= (Equal)	200
Parent Window Text	<input type="checkbox"/>	= (Equal)	View order
Parent Width	<input type="checkbox"/>	= (Equal)	222

The Product Code value field has been spied and the following attribute set has been selected:

Element Details

Name

Screen Text - Product Code

Description

Element Type

Label

Data Type

Text

Attributes

Notes

Name	▼ Mat...	Match Type	Value
Y	<input checked="" type="checkbox"/>	Dynamic	89
Window Text	<input checked="" type="checkbox"/>	= (Equal)	BQT-38
Visible	<input checked="" type="checkbox"/>	= (Equal)	True
Screen Visible	<input checked="" type="checkbox"/>	= (Equal)	True
Enabled	<input checked="" type="checkbox"/>	= (Equal)	True
Class Name	<input checked="" type="checkbox"/>	= (Equal)	WindowsForms10....
X	<input type="checkbox"/>	Dynamic	89
Width	<input type="checkbox"/>	= (Equal)	45
Type Name	<input type="checkbox"/>	= (Equal)	
Screen Bounds	<input type="checkbox"/>	= (Equal)	RECT:292,314,327,3...
Parent Y	<input type="checkbox"/>	= (Equal)	200
Parent X	<input type="checkbox"/>	= (Equal)	200
Parent Window Text	<input type="checkbox"/>	= (Equal)	View order

- In order to ensure a consistent match for the Screen Text – Product Code element, which of the following statements must be considered:
- 1. The Dynamic value of the Y attribute for the Screen Text – Product Code element must be derived from the Y attribute of the Label -Product Code element
  - 2. The Y attribute of the Label -Product Code element cannot be derived as it is not checked
  - 3. The Y attribute for the Screen Text – Product Code element must be set to a Match Type of ‘Equal’
  - 4. The Window Text attribute for the Screen Text – Product Code element must be set to a Match Type of ‘Wildcard’
  - 5. The Window Text attribute for the Screen Text – Product Code element must be un-checked
- A. 1 and 4**  
**B. 1, 2 and 5**  
**C. 3 and 4**  
**D. 1 and 5**

Answer: D



# SAMPLE QUESTIONS

*These questions are for demo purpose only. **Full version** is up to date and contains actual questions and answers.*

*Killexams.com is an online platform that offers a wide range of services related to certification exam preparation. The platform provides actual questions, exam dumps, and practice tests to help individuals prepare for various certification exams with confidence. Here are some key features and services offered by Killexams.com:*

**Actual Exam Questions:** *Killexams.com provides actual exam questions that are experienced in test centers. These questions are updated regularly to ensure they are up-to-date and relevant to the latest exam syllabus. By studying these actual questions, candidates can familiarize themselves with the content and format of the real exam.*

**Exam Dumps:** *Killexams.com offers exam dumps in PDF format. These dumps contain a comprehensive collection of questions and answers that cover the exam topics. By using these dumps, candidates can enhance their knowledge and improve their chances of success in the certification exam.*

**Practice Tests:** *Killexams.com provides practice tests through their desktop VCE exam simulator and online test engine. These practice tests simulate the real exam environment and help candidates assess their readiness for the actual exam. The practice tests cover a wide range of questions and enable candidates to identify their strengths and weaknesses.*

**Guaranteed Success:** *Killexams.com offers a success guarantee with their exam dumps. They claim that by using their materials, candidates will pass their exams on the first attempt or they will refund the purchase price. This guarantee provides assurance and confidence to individuals preparing for certification exams.*

**Updated Content:** *Killexams.com regularly updates its question bank and exam dumps to ensure that they are current and reflect the latest changes in the exam syllabus. This helps candidates stay up-to-date with the exam content and increases their chances of success.*

**Technical Support:** *Killexams.com provides free 24x7 technical support to assist candidates with any queries or issues they may encounter while using their services. Their certified experts are available to provide guidance and help candidates throughout their exam preparation journey.*

For More exams visit <https://killexams.com/vendors-exam-list>  
Kill your exam at First Attempt....Guaranteed!