



Up-to-date Questions and Answers from authentic resources to improve knowledge and pass the exam at very first attempt. ----- Guaranteed.



MS-500 Dumps
MS-500 Braindumps
MS-500 Real Questions
MS-500 Practice Test
MS-500 Actual Questions



Microsoft

MS-500

Microsoft 365 Security Administration



<https://killexams.com/pass4sure/exam-detail/MS-500>

Question: 124

CORRECT TEXT

TION NO: 135 SIMULATION

Please wait while the virtual machine loads. Once loaded, you may proceed to the lab section. This may take a few minutes, and the wait time will not be deducted from your overall test time.

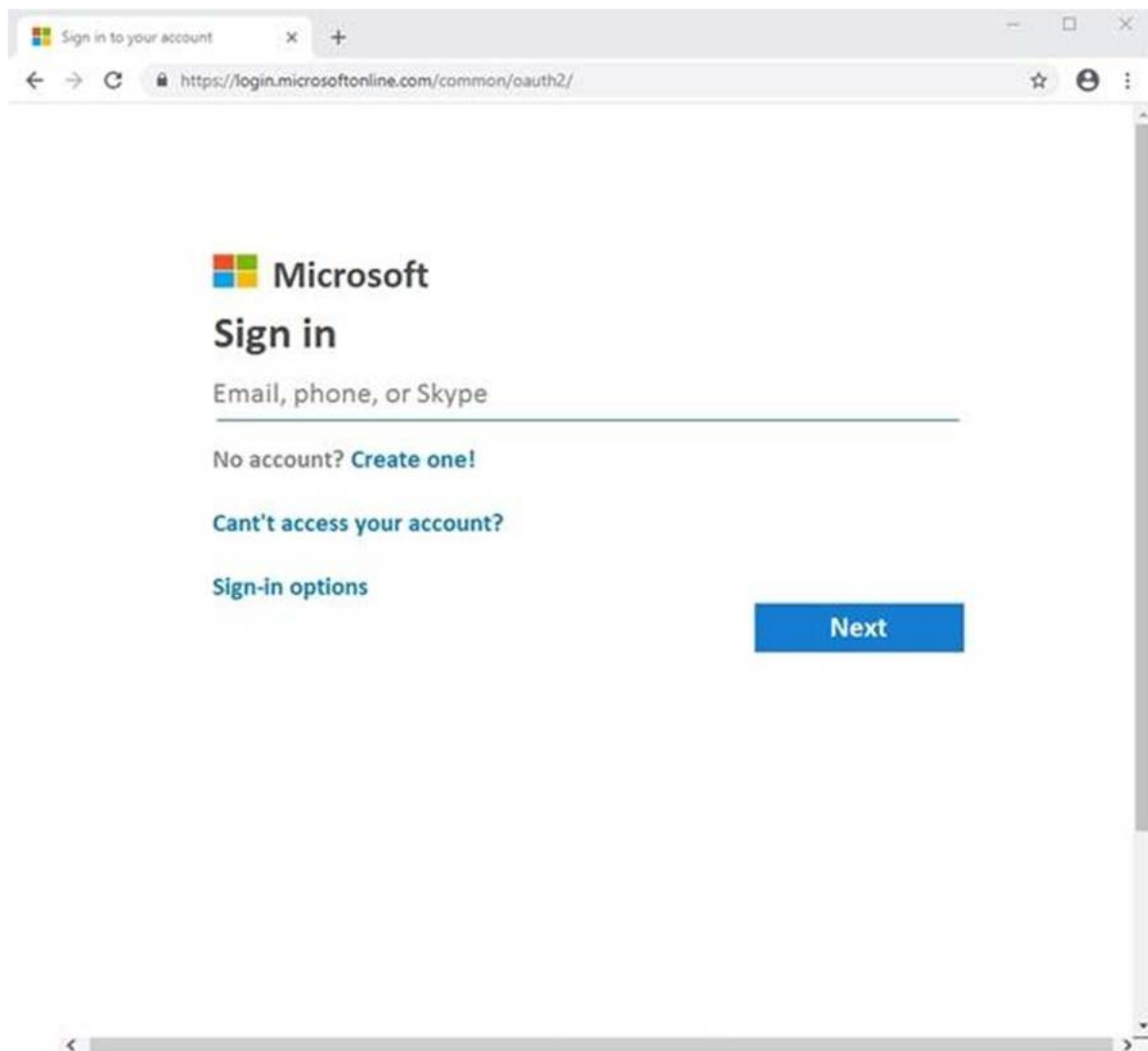
When the Next button is available, click it to access the lab section. In this section, you will perform a set of tasks in a live environment. While most functionality will be available to you as it would be in a live environment, some functionality (e.g., copy and paste, ability to navigate to external websites) will not be possible by design.

Scoring is based on the outcome of performing the tasks stated in the lab. In other words, it doesn't matter how you accomplish the task, if you successfully perform it, you will earn credit for that task.

Labs are not timed separately, and this exam may more than one lab that you must complete. You can use as much time as you would like to complete each lab. But, you should manage your time appropriately to ensure that you are able to complete the lab(s) and all other sections of the exam in the time provided.

Please note that once you submit your work by clicking the Next button within a lab, you will NOT be able to return to the lab.

Username and password



Use the following login credentials as needed:

To enter your username, place your cursor in the Sign in box and click on the username below.

To enter your password, place your cursor in the Enter password box and click on the password below.

Microsoft 365 Username:

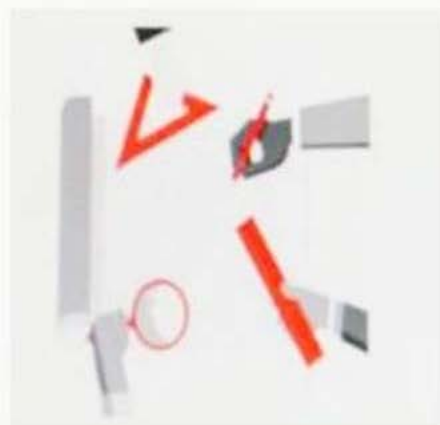
[\[email protected\]](#)

Microsoft 365 Password: #HSP.ug?\$p6un

If the Microsoft 365 portal does not load successfully in the browser, press CTRL-K to reload the portal in a new browser tab.

The following information is for technical support only:

Lab instance: 11122308



Get your work done
with **Office 365**





Brainstorm
together in **Word**





Stay on top of what
matters with **Outlook**





Access Office 365 apps and
documents in one place with
Office.com



Microsoft Office Home x + office.com/?auth=2

Contoso electronics Office 365

Good morning Install Office

Start new Outlook OneDrive Word Excel PowerPoint

OneNote Skype Calendar People **All apps**

Recommended

You edited this Jan 15

Sales Results Overview
lodse000198.sharepoint.co...

You edited this Jan 15

Sales Process
lodse000198.sharepoint.co...

You edited this Jan 15

Org Chart
lodse000198.sharepoint.co...

Recent Pinned Shared with me Discover

Recommended

You edited this Jan 15

You edited this Jan 15

You edited this Jan 15



Excel

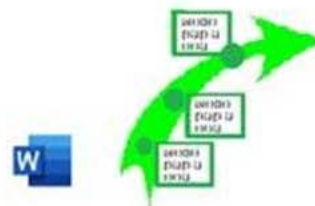
P and L Summary

lodse000198.sharepoint.co...



Contoso Electronics Outdoor...

lodse000198.sharepoint.co...



AD Slogans

lodse000198.sharepoint.co...

Recent

Pinned

Shared with me


Discover

Recent

Pinned

Shared with me

Discover



No recent online documents

Share and collaborate with others. To get started, create a new document or drag it here to upload and open.

↑ Upload and open...

New

Go to OneDrive →


Recent

Pinned

Shared with me

Discover

OneDrive



No recent folders

Go to OneDrive, and we'll put a list of the folders you opened recently here.

Go to OneDrive →

SharePoint

Frequent sites

Following

SM

Sales and Marketing

R

Retail

Cs

Communication Site

Go to SharePoint →

SharePoint

Frequent sites

Following

CL

Contoso Landings

CW

Contoso Web 3

EC

Executive Corner

Name	Modified	Modified By	File Size
Contoso Q2 Disivision Sales.pbix	January 14	MOD Administrator	305 KB
Employee Engagement Plan.docx	January 14	MOD Administrator	731 KB
Finance.pbix	January 14	MOD Administrator	3.18 MB
HR.pbix	January 14	MOD Administrator	1.42 MB
IT.pbix	January 14	MOD Administrator	1.35 MB
Marketing.pbix	January 14	MOD Administrator	1.79 MB
NC460 Sales Team.pbix	January 14	MOD Administrator	584 KB
Operations Analytics.pbix	January 14	MOD Administrator	573 KB
Operations.pbix	January 14	MOD Administrator	6.66 MB
Proposed_agents_topics.docx	January 14	MOD Administrator	591 KB
Sales.pbix	January 14	MOD Administrator	1.53 MB
X1DSD Launch Team.pbix	January 14	MOD Administrator	1.79 MB

You need to protect against phishing attacks.

The solution must meet the following requirements:

Phishing email messages must be quarantined if the messages are sent from a spoofed domain.

As many phishing email messages as possible must be identified.

The solution must apply to the current SMTP domain names and any domain names added later.

To complete this task, sign in to the Microsoft 365 admin center.

Answer:

Question: 125

HOTSPOT

You configure Microsoft Azure Active Directory (Azure AD) Connect as shown in the following exhibit.

Microsoft Azure Active Directory Connect

Welcome

Tasks

Review your solution

Synchronized Directories

DIRECTORY	ACCOUNT
Adatum.com	Adatum.com\MSQL_9c71d8a7d1b9

Synchronization Settings

SOURCE ANCHOR	USER PRINCIPAL NAME
mS-DS-ConsistencyGuid	userPrincipalName
SYNC CRITERIA	FILTER OBJECTS TO SYNCHRONIZE BY GROUP
AlwaysProvision	Disabled
AZURE AD APP AND ATTRIBUTE FILTERING	DEVICE WRITEBACK
Disabled	Enabled
DIRECTORY EXTENSION ATTRIBUTE SYNC	EXCHANGE HYBRID DEPLOYMENT
Disabled	Disabled
GROUP WRITEBACK	PASSWORD HASH SYNCHRONIZATION
Disabled	Enabled
PASSWORD WRITEBACK	USER WRITEBACK
Disabled	Disabled
AUTO UPGRADE	EXCHANGE MAIL PUBLIC FOLDERS
Suspended	Disabled
SQL SERVER NAME	SQL SERVICE INSTANCE NAME
(localdb)	:\ADSync

Previous

Exit

Use the drop-down menus to select the answer choice that completes each statement based on the information presented in the graphic. NOTE: Each correct selection is worth one point.

Answer Area

If you reset a password in Azure AD, the password will [answer choice] .

be overwritten	V
be synced to Active Directory	
be subject to the Active Directory password policy	

If you join a computer to Azure AD,[answer choice].

an object will be provisioned in the Computers container	V
an object will be provisioned in the RegisteredDevices container	
the device object in Azure will be deleted during synchronization	

Answer:

Answer Area

If you reset a password in Azure AD, the password will [answer choice] .

be overwritten	V
be synced to Active Directory	
be subject to the Active Directory password policy	

If you join a computer to Azure AD,[answer choice].

an object will be provisioned in the Computers container	V
an object will be provisioned in the RegisteredDevices container	
the device object in Azure will be deleted during synchronization	

Question: 126

Note: This question is part of a series of questions that present the same scenario. Each question in the series contains a unique solution that might meet the stated goals. Some questions sets might have more than one correct solution, while others might not have a correct solution.

After you answer a question in this section, you will NOT be able to return to it. As a result, these questions will not appear in the review screen.

You have a Microsoft 365 subscription.

You have a user named User1. Several users have full access to the mailbox of User1.

Some email messages sent to User1 appear to have been read and deleted before the user viewed them.

When you search the audit log in Security & Compliance to identify who signed in to the mailbox of User1, the results are blank.

You need to ensure that you can view future sign-ins to the mailbox of User1.

You run the Set-MailboxFolderPermission CIdentity "User1"

-User [\[email protected\]](#) CAccessRights Owner command.

Does that meet the goal?

- A. Yes
- B. No

Answer: B

Explanation:

References: <https://docs.microsoft.com/en-us/powershell/module/exchange/mailboxes/set-mailbox?view=exchange-ps>

Question: 127

You have a Microsoft 365 subscription that contains the users shown in the following table.

Name	Azure Active Directory (Azure AD) role	Security group
User1	Directory writers	Group1, Group3
User2	Security administrator	Group1, Group2
User3	Azure Information Protection administrator	Group2, Group3
User4	Cloud application administrator	Group3, Group4

You need to ensure that User1, User2, and User3 can use self-service password reset (SSPR). The solution must not affect User 4.

Solution: You enable SSPR for Group2

Does this meet the goal?

- A. Yes
- B. No

Answer: A

Explanation:

By default, self-service password reset is enabled for Directory writers and Security administrator but not for Azure Information Protection administrators and Cloud application administrators.

Reference: <https://docs.microsoft.com/en-us/azure/active-directory/authentication/concept-sspr-policy#administrator-reset-policy-differences>

Question: 128

CORRECT TEXT

Please wait while the virtual machine loads. Once loaded, you may proceed to the lab section. This may take a few minutes, and the wait time will not be deducted from your overall test time.

When the Next button is available, click it to access the lab section. In this section, you will perform a set of tasks in a live environment. While most functionality will be available to you as it would be in a live environment, some functionality (e.g., copy and paste, ability to navigate to external websites) will not be possible by design.

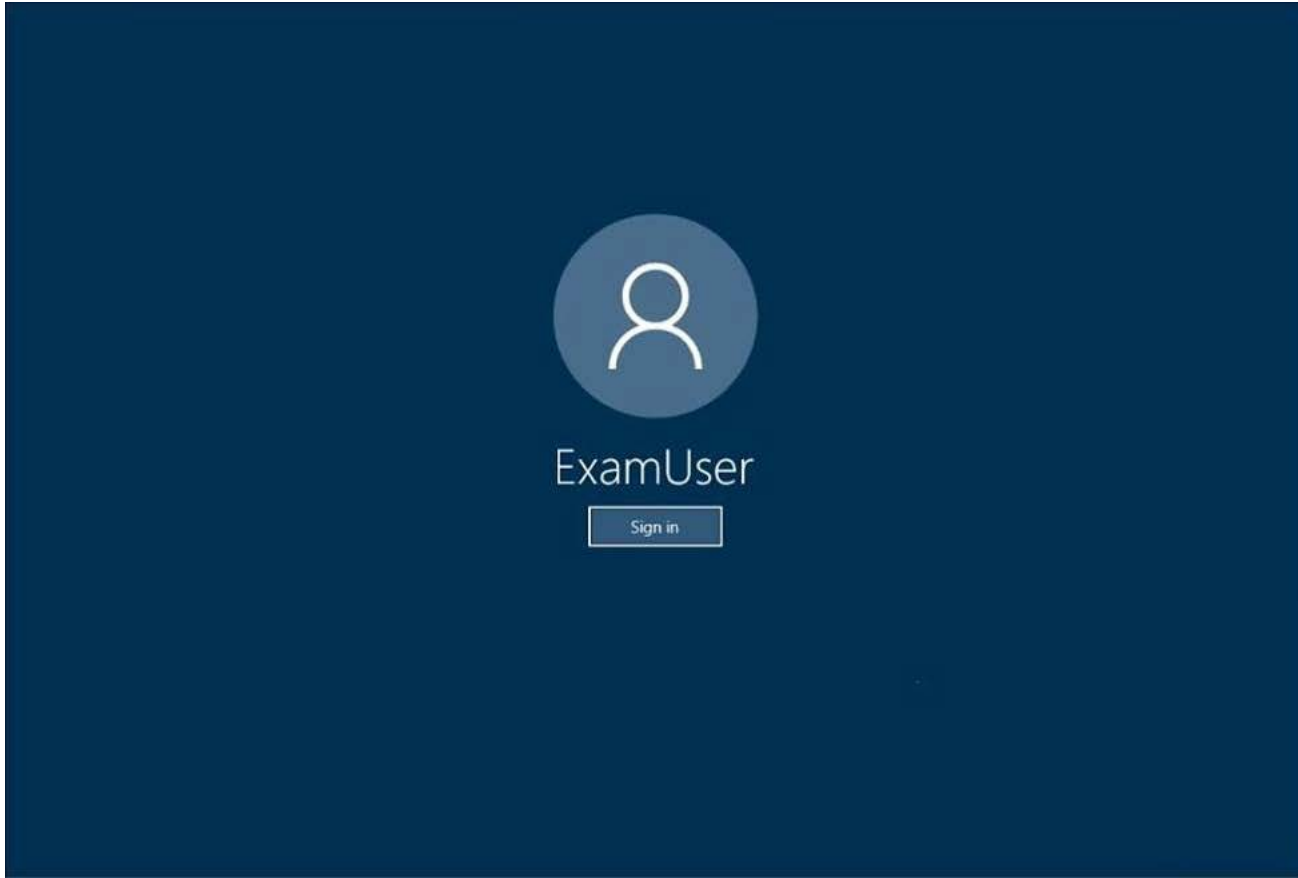
Scoring is based on the outcome of performing the tasks stated in the lab. In other words, it doesn't matter how you accomplish the task, if you successfully perform it, you will earn credit for that task.

Labs are not timed separately, and this exam may have more than one lab that you must complete. You can use as much time as you would like to complete each lab. But, you should manage your time appropriately to ensure that you are able to complete the lab(s) and all other sections of the exam in the time provided.

Please note that once you submit your work by clicking the Next button within a lab, you will NOT be able to return to

the lab.

Username and password



Use the following login credentials as needed:

To enter your username, place your cursor in the Sign in box and click on the username below.

To enter your password, place your cursor in the Enter password box and click on the password below.

Microsoft 365 Username:

[\[email protected\]](#)@onmicrosoft.com

Microsoft 365 Password: &[\[email protected\]](#)

If the Microsoft 365 portal does not load successfully in the browser, press CTRL-K to reload the portal in a new browser tab.

The following information is for technical support only:

Lab instance: 11032396

You need to ensure that email messages in Exchange Online and documents in SharePoint Online are retained for eight years.

To complete this task, sign in to the Microsoft Office 365 admin center.

Answer: NB: For our purposes, the retention period will be 8 years.

For retaining email messages in Exchange Online:

Step 1: Create a retention tag

Question: 129

DRAG DROP

You have a Microsoft 365 subscription that contains 20 data loss prevention (DLP) policies.

You need to identify the following:

- Rules that are applied without Triggering a policy alert
- The top 10 files that have matched DLP policies
- Alerts that are miscategorized

Which report should you use for each requirement? To answer, drag the appropriate reports to the correct requirements. Each report may be used once, more than once, or not at all. You may need to drag the split bar between panes or scroll to view content. NOTE: Each correct selection is worth one point.

Reports	Answer Area
DLP policy matches	Rules that are applied without triggering a policy alert: <input type="text"/>
False positive and override	The top 10 files that have matched DLP policies: <input type="text"/>
Incident reports	Alerts that are miscategorized: <input type="text"/>

Answer:

Reports	Answer Area
DLP policy matches	Rules that are applied without triggering a policy alert: DLP policy matches
False positive and override	The top 10 files that have matched DLP policies: Incident reports
Incident reports	Alerts that are miscategorized: False positive and override

Question: 130

You have a Microsoft 365 subscription.

A security manager receives an email message every time a data loss prevention (DLP) policy match occurs.

You need to limit alert notifications to actionable DLP events.

What should you do?

A. From the Security & Compliance admin center, modify the Policy Tips of a DLP policy.

- B. From the Cloud App Security admin center, apply a filter to the alerts.
- C. From the Security & Compliance admin center, modify the User overrides settings of a DLP policy.
- D. From the Security & Compliance admin center, modify the matched activities threshold of an alert policy.

Answer: D

Explanation:

References: <https://docs.microsoft.com/en-us/office365/securitycompliance/alert-policies>

Question: 131

HOTSPOT

You have a Microsoft Azure Active Directory (Azure AD) tenant named contoso.com.

Four Windows 10 devices are joined to the tenant as shown in the following table.

Name	Has TPM	BitLocker Drive Encryption (BitLocker) -protected C drive	BitLocker Drive Encryption (BitLocker) -protected D drive
Device1	Yes	Yes	No
Device2	Yes	No	Yes
Device3	No	Yes	Yes
Device4	No	No	No

On which devices can you use BitLocker To Go and on which devices can you turn on auto-unlock? To answer, select the appropriate options in the answer area. NOTE: Each correct selection is worth one point.

Answer Area

BitLocker To Go:

Device3 only

Device1 and Device2 only

Device1, Device2, and Device3 only

Device1, Device2, Device3, and Device4

Auto-unlock:

Device1 and Device2 only

Device1 and Device3 only

Device1, Device2, and Device3 only

Device1, Device2, Device3, and Device4

Answer:

Answer Area

BitLocker To Go:

Device3 only
Device1 and Device2 only
Device1, Device2, and Device3 only
Device1, Device2, Device3, and Device4

Auto-unlock:

Device1 and Device2 only
Device1 and Device3 only
Device1, Device2, and Device3 only
Device1, Device2, Device3, and Device4

Question: 132

HOTSPOT

You need to recommend an email malware solution that meets the security requirements.

What should you include in the recommendation? To answer, select the appropriate options in the answer area. NOTE: Each correct selection is worth one point.

Policy to create:

ATP safe attachments	V
ATP Safe Links	
Anti-spam	
Anti-malware	

Option to configure:

Block	V
Replace	
Dynamic Delivery	
Monitor	
Quarantine message	

Answer:

Policy to create:

ATP safe attachments	V
ATP Safe Links	
Anti-spam	
Anti-malware	

Option to configure:

Block	V
Replace	
Dynamic Delivery	
Monitor	
Quarantine message	

Question: 133

Topic 1, Fabrikam inc.

Overview

Fabrikam, Inc. is manufacturing company that sells products through partner retail stores. Fabrikam has 5,000 employees located in offices throughout Europe.

Existing Environment

Network Infrastructure

The network contains an Active Directory forest named fabrikam.com. Fabrikam has a hybrid Microsoft Azure Active Directory (Azure AD) environment.

The company maintains some on-premises servers for specific applications, but most end-user applications are provided by a Microsoft 365 E5 subscription.

Problem Statements

Fabrikam identifies the following issues:

Since last Friday, the IT team has been receiving automated email messages that contain "Unhealthy Identity Synchronization Notification" in the subject line.

Several users recently opened email attachments that contained malware. The process to remove the malware was time consuming.

Requirements

Planned Changes

Fabrikam plans to implement the following changes:

Fabrikam plans to monitor and investigate suspicious sign-ins to Active Directory

Fabrikam plans to provide partners with access to some of the data stored in Microsoft 365

Application Administration

Fabrikam identifies the following application requirements for managing workload applications:

User administrators will work from different countries

User administrators will use the Azure Active Directory admin center

Two new administrators named Admin1 and Admin2 will be responsible for managing Microsoft Exchange Online only

Security Requirements

Fabrikam identifies the following security requirements:

Access to the Azure Active Directory admin center by the user administrators must be reviewed every seven days. If an administrator fails to respond to an access request within three days, access must be removed

Users who manage Microsoft 365 workloads must only be allowed to perform administrative tasks for up to three hours at a time. Global administrators must be exempt from this requirement

Users must be prevented from inviting external users to view company data. Only global administrators and a user named User1 must be able to send invitations

Azure Advanced Threat Protection (ATP) must capture security group modifications for sensitive groups, such as Domain Admins in Active Directory

Workload administrators must use multi-factor authentication (MFA) when signing in from an anonymous or an unfamiliar location

The location of the user administrators must be audited when the administrators authenticate to Azure AD

Email messages that include attachments containing malware must be delivered without the attachment

The principle of least privilege must be used whenever possible

You need to recommend a solution for the user administrators that meets the security requirements for auditing.

Which blade should you recommend using from the Azure Active Directory admin center?

- A. Sign-ins
- B. Azure AD Identity Protection
- C. Authentication methods
- D. Access review

Answer: A

Explanation:

References: <https://docs.microsoft.com/en-us/azure/active-directory/reports-monitoring/concept-sign-ins>

Question: 134

CORRECT TEXT

Please wait while the virtual machine loads. Once loaded, you may proceed to the lab section. This may take a few minutes, and the wait time will not be deducted from your overall test time.

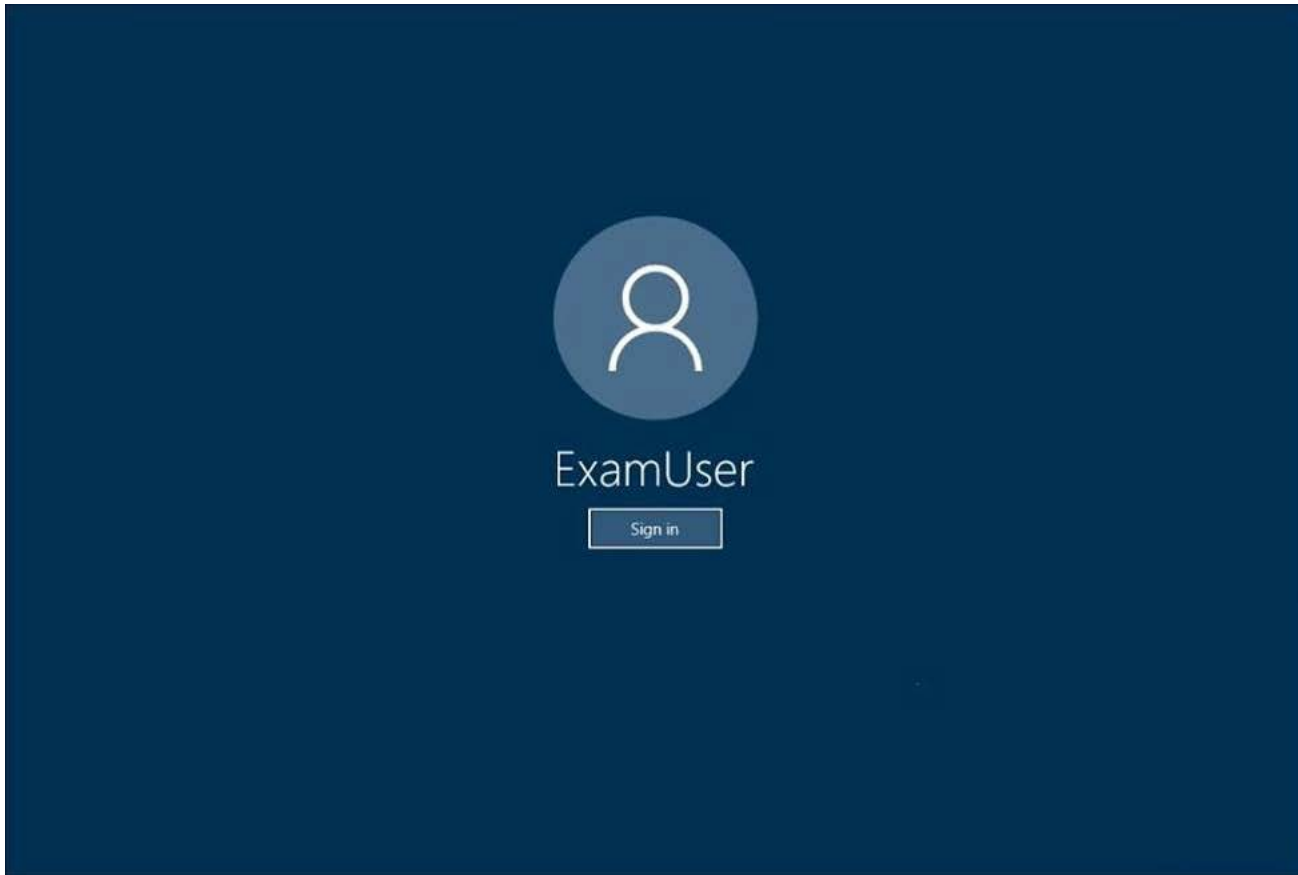
When the Next button is available, click it to access the lab section. In this section, you will perform a set of tasks in a live environment. While most functionality will be available to you as it would be in a live environment, some functionality (e.g., copy and paste, ability to navigate to external websites) will not be possible by design.

Scoring is based on the outcome of performing the tasks stated in the lab. In other words, it doesn't matter how you accomplish the task, if you successfully perform it, you will earn credit for that task.

Labs are not timed separately, and this exam may more than one lab that you must complete. You can use as much time as you would like to complete each lab. But, you should manage your time appropriately to ensure that you are able to complete the lab(s) and all other sections of the exam in the time provided.

Please note that once you submit your work by clicking the Next button within a lab, you will NOT be able to return to the lab.

Username and password



Use the following login credentials as needed:

To enter your username, place your cursor in the Sign in box and click on the username below.

To enter your password, place your cursor in the Enter password box and click on the password below.

Microsoft 365 Username:

[\[email protected\]](#)@onmicrosoft.com

Microsoft 365 Password: &[\[email protected\]](#)

If the Microsoft 365 portal does not load successfully in the browser, press CTRL-K to reload the portal in a new browser tab.

The following information is for technical support only:

Lab instance: 11032396

You need to ensure that email messages in Exchange Online and documents in SharePoint Online are retained for eight years.

To complete this task, sign in to the Microsoft Office 365 admin center.

Answer: NB: For our purposes, the retention period will be 8 years.

For retaining email messages in Exchange Online:

Step 1: Create a retention tag

Question: 135

HOTSPOT

How should you configure Group3? To answer, select the appropriate options in the answer area. NOTE: Each correct selection is worth one point.

Answer Area

Group type:

	▼
An Office 365 group in the Microsoft 365 admin center	
A security group in Active Directory Users and Computers	
A security group in the Azure Active Directory admin center	

Group membership criteria:

	▼
A dynamic distribution list	
A dynamic membership rule set to accountEnabled Equals true	
A dynamic membership rule set to userType Equals Member	

Answer:

Answer Area

Group type:

An Office 365 group in the Microsoft 365 admin center

A security group in Active Directory Users and Computers

A security group in the Azure Active Directory admin center

Group membership criteria:

A dynamic distribution list

A dynamic membership rule set to accountEnabled Equals true

A dynamic membership rule set to userType Equals Member

Question: 136

HOTSPOT

You have a Microsoft SharePoint Online site named Site1 that has the users shown in the following table.

Name	Role
User1	Owner
User2	Member

You create the retention labels shown in the following table.

Name	Retention period	Retention action	Based on
Retention1	4 years	Retain only	When a file was labeled
Retention2	2 years	Retain and delete	When a file was labeled

Answer Area

Statements	Yes	No
User1 can delete File1 on March 10, 2021.	<input type="radio"/>	<input type="radio"/>
User2 can delete File1 on March 10, 2025.	<input type="radio"/>	<input type="radio"/>
User2 can edit File2 on March 15, 2023.	<input type="radio"/>	<input type="radio"/>

Answer:
Answer Area

Statements	Yes	No
User1 can delete File1 on March 10, 2021.	<input type="radio"/>	<input checked="" type="radio"/>
User2 can delete File1 on March 10, 2025.	<input checked="" type="radio"/>	<input type="radio"/>
User2 can edit File2 on March 15, 2023.	<input checked="" type="radio"/>	<input type="radio"/>

Question: 137

HOTSPOT

You have a Microsoft 365 E5 subscription that is linked to an Azure Active Directory (Azure AD) tenant named contoso.com.

The tenant contains three groups named Group1, Group2. and Group3 and the users shown in the following table.

Name	Member of
User1	Group1
User2	Group2
User3	Group1, Group2

You create a new access package as shown in the following exhibit.

You have a Microsoft 365 E5 subscription that uses Microsoft Endpoint Manager. The Compliance policy settings are configured as shown in the following exhibit.

These settings configure the way the compliance service treats devices. Each device evaluates these as a "Built-in Device Compliance Policy", which is reflected in device monitoring.

Mark devices with no compliance policy assigned as

Compliant

Not Compliant

Enhanced jailbreak detection

Enabled

Disabled

New access package

...

* Basics

Resource roles

* Requests

Requestor information

* Lifecycle

Review + Create

Summary of access package configuration

Basics

NamePackage1

DescriptionPackage1 description

Catalog nameGeneral

Requests

Users who can request accessFor users in your directory(Group2)

Require approvalNo

EnabledYes

Answer Area

Statements	Yes	No
On March 2, 2020, Device2 is marked as compliant.	<input type="radio"/>	<input type="radio"/>
On March 6, 2020, Device1 is marked as compliant.	<input type="radio"/>	<input type="radio"/>
On March 12, 2020, Device1 is marked as compliant.	<input type="radio"/>	<input type="radio"/>

Answer:

Answer Area

Statements

Yes No

On March 2, 2020, Device2 is marked as compliant.

☒☐

On March 6, 2020, Device1 is marked as compliant.

☒☐

On March 12, 2020, Device1 is marked as compliant.

☐☒



SAMPLE QUESTIONS

*These questions are for demo purpose only. **Full version** is up to date and contains actual questions and answers.*

Killexams.com is an online platform that offers a wide range of services related to certification exam preparation. The platform provides actual questions, exam dumps, and practice tests to help individuals prepare for various certification exams with confidence. Here are some key features and services offered by Killexams.com:

Actual Exam Questions: *Killexams.com provides actual exam questions that are experienced in test centers. These questions are updated regularly to ensure they are up-to-date and relevant to the latest exam syllabus. By studying these actual questions, candidates can familiarize themselves with the content and format of the real exam.*

Exam Dumps: *Killexams.com offers exam dumps in PDF format. These dumps contain a comprehensive collection of questions and answers that cover the exam topics. By using these dumps, candidates can enhance their knowledge and improve their chances of success in the certification exam.*

Practice Tests: *Killexams.com provides practice tests through their desktop VCE exam simulator and online test engine. These practice tests simulate the real exam environment and help candidates assess their readiness for the actual exam. The practice tests cover a wide range of questions and enable candidates to identify their strengths and weaknesses.*

Guaranteed Success: *Killexams.com offers a success guarantee with their exam dumps. They claim that by using their materials, candidates will pass their exams on the first attempt or they will refund the purchase price. This guarantee provides assurance and confidence to individuals preparing for certification exams.*

Updated Content: *Killexams.com regularly updates its question bank and exam dumps to ensure that they are current and reflect the latest changes in the exam syllabus. This helps candidates stay up-to-date with the exam content and increases their chances of success.*

Technical Support: *Killexams.com provides free 24x7 technical support to assist candidates with any queries or issues they may encounter while using their services. Their certified experts are available to provide guidance and help candidates throughout their exam preparation journey.*

For More exams visit <https://killexams.com/vendors-exam-list>
Kill your exam at First Attempt....Guaranteed!