



Up-to-date Questions and Answers from authentic resources to improve knowledge and pass the exam at very first attempt. ----- Guaranteed.



MD-100 Dumps
MD-100 Braindumps
MD-100 Real Questions
MD-100 Practice Test
MD-100 Actual Questions



Microsoft

MD-100

Windows 10



Question: 60

HOTSPOT

You have 20 computers that run Windows 11.

You need to enable Windows Sandbox on the computers.

How should you complete the command? To answer, select the appropriate options in the answer area. NOTE: Each correct selection is worth one point.

Answer Area

Add-AppxPackage

Add-WindowsCapability

Add-WindowsPackage

Enable-WindowsOptionalFeature

- FeatureName

"Containers-DisposableClientVM"

"HostGuardian"

"HypervisorPlatform"

"VirtualMachinePlatform"

-All -Online

Answer:
Answer Area

Add-AppxPackage

Add-WindowsCapability

Add-WindowsPackage

Enable-WindowsOptionalFeature

- FeatureName

"Containers-DisposableClientVM"

"HostGuardian"

"HypervisorPlatform"

"VirtualMachinePlatform"

-All -Online

Explanation:

Box 1: Enable-WindowsOptionalFeature

To Enable Windows 10 Sandbox with PowerShell,

Question: 61

You have a Microsoft Azure Active Directory (Azure AD) tenant.

Some users sign in to their computer by using Windows Hello for Business.

A user named User1 purchases a new computer and joins the computer to Azure AD.

User1 attempts to configure the sign-in options and receives the error message shown in the exhibit.

Sign-in options

*Some settings are hidden or managed by your organization.



Windows Hello

Sign in to Windows, apps and services by teaching Windows to recognize you.

Windows Hello isn't available on this device.

[See how it works and find compatible devices.](#)

You open Device Manager and confirm that all the hardware works correctly.

You need to ensure that User1 can use Windows Hello for Business facial recognition to sign in to the computer.

What should you do first?

- A. Purchase an infrared (IR) camera.
- B. Upgrade the computer to Windows 10 Enterprise.
- C. Enable UEFI Secure Boot.
- D. Install a virtual TPM driver.

Answer: B

Explanation:

References: <https://docs.microsoft.com/en-us/windows/security/identity-protection/hello-for-business/hello-planning-guide>

Question: 62

You have a public computer named Computer1 that runs Windows 10/ Computer1 contains a folder named Folder1.

You need to provide a user named User1 with the ability to modify the permissions of Folder1. The solution must use the principle of least privilege.

Which NTFS permission should you assign to User1?

- A. Full control
- B. Modify
- C. Write
- D. Read & execute

Answer: A

Explanation:

References:

<https://docs.microsoft.com/en-us/previous-versions/windows/it-pro/windows-server-2008-R2-and-2008/cc732880%28v%3dws.10%29>

<http://www.mdmarra.com/2013/11/full-control-v-modify-why-you-should-be.html>

Question: 63

You have a computer that runs Windows 10.

You need to configure a picture password.

What should you do?

- A. From Control Panel, configure the User Accounts settings.
- B. From the Settings app, configure the Sign-in options.
- C. From the Local Group Policy Editor, configure the Account Policies settings.
- D. From Windows PowerShell, run the Set-LocalUser cmdlet and specify the InputObject parameter.

Answer: B

Question: 64

HOTSPOT

You have computers that run Windows 10 Enterprise as shown in the following table.

Name	Servicing channel
Computer1	Semi-Annual Channel (SAC)
Computer2	Long-Term Servicing Channel (LTSC) 2016

Both computers have applications installed and contain user data.

You plan to configure both computers to run Windows 10 Enterprise LTSC 2019 and to retain all the existing applications and data.

You need to recommend a method to deploy Windows 10 Enterprise LTSC 2019 to the computers. The solution must minimize effort to install and configure the applications.

What should you include in the recommendation for each computer? To answer, select the appropriate options in the answer area.
NOTE: Each correct selection is worth one point.

Computer1:

Perform a clean installation.

Perform an in-place upgrade.

Update the product key.


Computer2:

Perform a clean installation.


Perform an in-place upgrade.

Update the product key.

Answer:

Computer1: 

Perform a clean installation.
Perform an in-place upgrade.
Update the product key.

Computer2: 

Perform a clean installation.
Perform an in-place upgrade.
Update the product key.

Explanation:

Graphical user interface, text, application, chat or text message

Description automatically generated

References: <https://docs.microsoft.com/en-us/windows/deployment/upgrade/windows-10-upgrade-paths>

Question: 65

CORRECT TEXT

Please wait while the virtual machine loads. Once loaded, you may proceed to the lab section. This may take a few minutes, and the wait time will not be deducted from your overall test time.

When the Next button is available, click it to access the lab section. In this section, you will perform a set of tasks in a live environment. While most functionality will be available to you as it would be in a live environment, some functionality (e.g., copy and paste, ability to navigate to external websites) will not be possible by design.

Scoring is based on the outcome of performing the tasks stated in the lab. In other words, it doesn't matter how you accomplish the task, if you successfully perform it, you will earn credit for that task.

Labs are not timed separately, and this exam may more than one lab that you must complete. You can use as much time as you would like to complete each lab. But, you

should manage your time appropriately to ensure that you are able to complete the lab(s) and all other sections of the exam in the time provided.

Please note that once you submit your work by clicking the Next button within a lab, you will NOT be able to return to the lab.

Username and password



Use the following login credentials as needed:

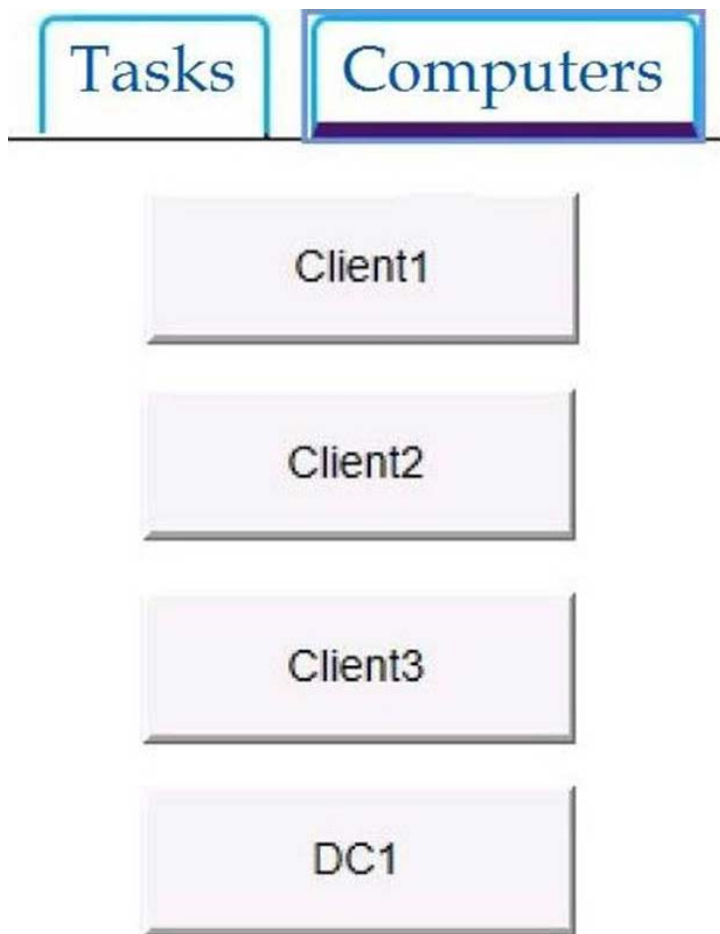
To enter your password, place your cursor in the Enter password box and click on the password below.

Username: Contoso/Administrator

Password: Passw0rd!

The following information is for technical support purposes only:

Lab Instance: 10921597



You need to create a user account named User5 on Client2.

The solution must meet the following requirements:

- Prevent User5 from changing the password of the account.

- Ensure that User5 can perform backups.

- Use the principle of least privilege.

To complete this task, sign in to the required computer or computers.

Answer: On Client2, press the Win + X keys on your keyboard. Then, click or tap the Computer Management option from the menu.

- Expand the Local Users and Groups from the left side of the window, and select Users.

- Right-click somewhere on the blank space found in the middle section of the window, and click or tap on New User. This opens the New User window, where you can enter all the details about the new user account.

- Type the user name and, optionally, its full name and description.

- Type the password to be used for that user and confirm it.

- Select the User cannot change password check box.

- Click Create and Windows immediately creates the user account. When you are done creating user accounts, click Close in the New User window.

- Press the Win + R keys to open Run, type secpol.msc into Run, and click/tap on OK to open Local Security Policy.

Expand open Local Policies in the left pane of Local Security Policy, click/tap on User Rights Assignment, and double click/tap on the Back up files and directories policy in the right pane.

Click/tap on the Add User or Group button.

Click/tap on the Object Types button.

Check all the boxes for Object types, and click/tap on the OK.

Click/tap on the Advanced button.

Click/tap on the Find Now button, select the name of the user or group

Click/tap on OK.

Click/tap on OK.

When finished, you can close Local Users and Groups.

Question: 66

Your company has an on-premises network that contains an Active Directory domain. The domain is synced to Microsoft Azure Active Directory (Azure AD). All computers in the domain run Windows 10 Enterprise.

You have a computer named Computer1 that has a folder named C:Folder1.

You want to use File History to protect C:Folder1.

Solution: You enable File History on Computer1. You then encrypt the contents of Folder1.

Does this meet the goal?

A. Yes

B. No

Answer: B

Explanation:

File History only backs up copies of files that are in Libraries, and Desktop folders and the OneDrive files available offline on your PC. If you have files or folders elsewhere that you want backed up, you can add them to one of these folders.

Reference: <https://support.microsoft.com/en-us/help/17128/windows-8-file-history>

Question: 67

HOTSPOT

For each of the following statements, select Yes if the statement is true. Otherwise, select No. NOTE: Each correct selection is worth one point.

Statements**Yes****No**

When User1 attempts to open D:\Folder1\Report.docx, an event is created in the security event log.

☐☐

When User1 attempts to save changes to D:\Folder1\Report.docx, an event is created in the security event log.

☐☐

When User2 attempts to open D:\Folder1\Report.docx, an event is created in the security event log.

☐☐**Answer:****Statements****Yes****No**

When User1 attempts to open D:\Folder1\Report.docx, an event is created in the security event log.

☒☐

When User1 attempts to save changes to D:\Folder1\Report.docx, an event is created in the security event log.

☒☐

When User2 attempts to open D:\Folder1\Report.docx, an event is created in the security event log.

☒☐

Explanation:

Graphical user interface, text, application, email

Description automatically generated

Question: 68

Your network an Active Directory domain named adatum.com. The domain contains 50 computers that runs Windows 8.1. The computer has locally installed desktop application that are compatible with Windows 10.

You need to upgrade the computers to windows 10, The solution must preserver the locally installed desktop applications.

Solution: You use Microsoft Deployment Toolkit (MDT) and create a task sequence. One each compute, you run the task sequence.

Does the meet the goal?

A. Yes

B. No

Answer: B**Question: 69**

You have a computer named Computer1 that runs Windows 10. Computer1 is in a workgroup.

Computer1 contains the local users shown in the following table.

Name	Member of
Administrator	Administrators, Users
User1	Backup Operators, Users
User2	Device Owners, Users
User3	Users

The Users group has Modify permissions to a folder named D:Folder1.

User3 creates a file named File1.docx in Folder1.

Which users can take ownership of File1.docx?

- A. Administrator and User1 only
- B. Administrator only
- C. Administrator, User1, and User2
- D. Administrator and User2 only

Answer: B

Explanation:

Only a member of the Administrator's group can take ownership of a file or folder.

Question: 70

HOTSPOT

You have a computer that runs Windows 10.

You view the domain services status as shown in the following exhibit.

```

-----
| Device State |
-----

AzureAdJoined : YES
EnterpriseJoined : NO
DeviceId : 0779e134-8056-482b-8922-f5bld2bf3b98
Thumbprint : 7463D0D1AB570055738E486ADD9A3A12E94F49AD
KeyContainerId : 847ec2a4-cb0f-48e8-ae5e-e25b10492e7c
KeyProvider : Microsoft Software Key Storage Provider
TpmProtected : NO
KeySignTest : MUST Run elevated to test.
Idp : login.windows.net
TenantId : 2f01a8b6-767b-4303-9797-30aff86e10da
TenantName : Tailspin Toys
AuthCodeUrl : https://login.microsoftonline.com/2f01a8b6-767b-4303-9797-30aff86e10da/oauth2/authorize
AccessTokenUrl : https://login.microsoftonline.com/2f01a8b6-767b-4303-9797-30aff86e10da/oauth2/token
MdmUrl : https://enrollment.manage.microsoft.com/enrollmentserver/discovery.svc
MdmTouUrl : https://portal.manage.microsoft.com/TermsOfUse.aspx
MdmComplianceUrl : https://portal.manage.microsoft.com/?portalAction=Compliance
SettingsUrl :
JoinSrvVersion : 1.0
JoinSrvId : urn:ms-drs:enterpriseregistration.windows.net
KeySrvVersion : 1.0
KeySrvUrl : https://enterpriseregistration.windows.net/EnrollmentServer/key/
KeySrvId : urn:ms-drs:enterpriseregistration.windows.net
WebAuthNSrvVersion : 1.0
WebAuthNSrvUrl : https://enterpriseregistration.windows.net/webauthn/2f01a8b6-767b-4303-9797-30aff86e10da/
WebAuthNSrvId : urn:ms-drs:enterpriseregistration.windows.net
DeviceManagementSrvVersion : 1.0
DeviceManagementSrvUrl : https://enterpriseregistration.windows.net/manage/2f01a8b6-767b-4303-9797-30aff86e10da/
DeviceManagementSrvId : urn:ms-drs:enterpriseregistration.windows.net
DomainJoined : NO

-----
| User State |
-----

NgcSet : YES
NgcKeyId : {E8AAE4EB-5580-4CE4-9971-684848BF72FA}
CanReset : DestructiveOnly
WorkplaceJoined : NO
WamDefaultId : YES
WamDefaultAuthority : organizations
WamDefaultId : https://login.microsoft.com
WamDefaultGUID : {B16898C6-A148-4967-9171-64D755DA8520} (AzureAd)
AzureAdPrt : YES
AzureAdPrtAuthority : https://login.microsoftonline.com/2f01a8b6-767b-4303-9797-30aff86e10da
EnterprisePrt : NO
EnterprisePrtAuthority :

```

Use the drop-down menus to select the answer choice that completes each statement based on the information presented in the graphic.
 NOTE: Each correct selection is worth one point.

Answer Area

Microsoft Edge is configured by using

▼

a Group Policy object (GPO)
 Endpoint Manager
 the Internet Explorer Administration Kit (IEAK)

The computer is

▼

enrolled in Endpoint Manager
 managed by using Endpoint Configuration Manager
 joined to an on-premises Active Directory domain

Answer:

Answer Area

Microsoft Edge is configured by using

	▼
a Group Policy object (GPO)	
Endpoint Manager	
the Internet Explorer Administration Kit (IEAK)	

The computer is

	▼
enrolled in Endpoint Manager	
managed by using Endpoint Configuration Manager	
joined to an on-premises Active Directory domain	

Explanation:

Device is Azure AD joined; not domain joined.

The MDM URLs in the exhibit indicate the device is enrolled in Intune.

References:

<https://docs.microsoft.com/en-us/azure/active-directory/devices/troubleshoot-device-dsregcmd>

<https://github.com/MicrosoftLearning/MD-101T00-ManagingModernDesktops/blob/master/Instructions/Labs/0403-Enrolling%20devices%20in%20Intune.md>

Question: 71

Note: This question is part of a series of questions that present the same scenario. Each question in the series contains a unique solution that might meet the stated goals. Some question sets might have more than one correct solution, while others might not have a correct solution.

After you answer a question in this section, you will NOT be able to return to it. As a result, these questions will not appear in the review screen.

You manage devices that run Windows 10.

Ten sales users will travel to a location that has limited bandwidth that is expensive. The sales users will be at the location for three weeks.

You need to prevent all Windows updates from downloading for the duration of the trip. The

solution must not prevent access to email and the Internet.

Solution: From Accounts in the Settings app, you turn off Sync settings.

Does this meet the goal?

- A. Yes
- B. No

Answer: B

Question: 72

HOTSPOT

You have two workgroup computers named Computer1 and Computer2 that run Windows 10.

The computers contain the local security principals shown in the following table.

Name	Type	Computer
User1	User	Computer1
GroupA	Group	Computer1
GroupB	Group	Computer1
User2	User	Computer2
GroupC	Group	Computer2

Which security principals can be members of GroupA and GroupC? To answer, select the appropriate options in the answer area.
NOTE: Each correct selection is worth one point.

GroupA:

User1 only

User1 and User2 only

User1 and GroupB only

User1, User2, GroupB, and GroupC

GroupC:

User2 only

User1 and User2 only

User1, User2, GroupA, and GroupB

Answer:

GroupA:

User1 only

User1 and User2 only

User1 and GroupB only

User1, User2, GroupB, and GroupC

GroupC:

User2 only

User1 and User2 only

User1, User2, GroupA, and GroupB

Explanation:

Graphical user interface, text, application, chat or text message

Description automatically generated

Question: 73

You have a file named Reg1.reg that contains the following content.

Windows Registry Editor Version 5.00

```
[HKEY_CLASSES_ROOT\Directory\Background\shell\Notepad]
```

```
[HKEY_CLASSES_ROOT\Directory\Background\shell\Notepad\command]
```

```
@="notepad.exe"
```

What is the effect of importing the file?

- A. A key named command will be renamed as notepad.exe.
- B. In a key named Notepad, the command value will be set to @="notepad.exe".
- C. In a key named command, the default value will be set to notepad.exe.

Answer: C



SAMPLE QUESTIONS

*These questions are for demo purpose only. **Full version** is up to date and contains actual questions and answers.*

Killexams.com is an online platform that offers a wide range of services related to certification exam preparation. The platform provides actual questions, exam dumps, and practice tests to help individuals prepare for various certification exams with confidence. Here are some key features and services offered by Killexams.com:

Actual Exam Questions: *Killexams.com provides actual exam questions that are experienced in test centers. These questions are updated regularly to ensure they are up-to-date and relevant to the latest exam syllabus. By studying these actual questions, candidates can familiarize themselves with the content and format of the real exam.*

Exam Dumps: *Killexams.com offers exam dumps in PDF format. These dumps contain a comprehensive collection of questions and answers that cover the exam topics. By using these dumps, candidates can enhance their knowledge and improve their chances of success in the certification exam.*

Practice Tests: *Killexams.com provides practice tests through their desktop VCE exam simulator and online test engine. These practice tests simulate the real exam environment and help candidates assess their readiness for the actual exam. The practice tests cover a wide range of questions and enable candidates to identify their strengths and weaknesses.*

Guaranteed Success: *Killexams.com offers a success guarantee with their exam dumps. They claim that by using their materials, candidates will pass their exams on the first attempt or they will refund the purchase price. This guarantee provides assurance and confidence to individuals preparing for certification exams.*

Updated Content: *Killexams.com regularly updates its question bank and exam dumps to ensure that they are current and reflect the latest changes in the exam syllabus. This helps candidates stay up-to-date with the exam content and increases their chances of success.*

Technical Support: *Killexams.com provides free 24x7 technical support to assist candidates with any queries or issues they may encounter while using their services. Their certified experts are available to provide guidance and help candidates throughout their exam preparation journey.*

For More exams visit <https://killexams.com/vendors-exam-list>
Kill your exam at First Attempt....Guaranteed!